




Marten Property (Ice Age Trail -Table Bluff Segment)


*Limited Access Archery
Program for Fall Deer
and Turkey*

Town of Berry
T08N R07E, Section 15


Limited Access Archery Permit Hunting Areas*

 Open (130 acres)

 Closed

 Seasonal Public Access

* See attached rules for a detailed description of areas that are Open/Closed.



Orthophoto - April 2022
Map - July 2024



Dane County Parks 2024-2025 Archery Deer & Turkey Limited Access Permit Rules

Limited Access Archery Permit Hunting Rules:

- ❑ **Limited Access Archery Permits** are only valid for one property and one hunter 16 years or older (and accompanying youth) and are not transferable to another person or property.
- ❑ Youth participation is encouraged; one youth, 15 years of age or less, may accompany and hunt with a parent or guardian possessing a valid permit.
- ❑ **Limited Access Archery Permits** are applicable for fall archery/crossbow deer and turkey only (no spring turkey).
- ❑ **Limited Access Archery Permits** are valid for the current year's deer and turkey season dates including any extended archery deer seasons applicable to the property based on the WI DNR's Management Zones.
- ❑ **Hunters, and accompanying youth, must comply with all Wisconsin Department of Natural Resources (WI DNR) deer and turkey hunting regulations and possess all required WI DNR Licenses/Stamps/Harvest Authorizations valid for the season, period and zone/unit being hunted.** Visit WI DNR's website for more information.
- ❑ **Hunters must carry and visibly display (on person) the Limited Access Archery Permit while hunting or walking to hunting site.**
- ❑ **No hunting within 100 feet of "Closed Area" (strictly enforced).** Closed Areas include: all trails, buildings, play areas, campsites, parking lots, mowed/maintained areas and private property boundary. Hunting may take place adjacent to non-harvested agricultural fields or in *harvested* agricultural field if the location is at least 100 feet from a closed area that the public may be using.
- ❑ To access open hunting areas, use public access points or an adjacent property with the owner's permission.
- ❑ All access beyond suggested access points is restricted to foot travel only. A non-motorized cart may be used to transport harvested deer.
- ❑ Hunters requiring accessibility accommodations may contact the parks office.
- ❑ Harvested deer or turkeys may be cleaned (gutted) within the park property but all entrails must be at least 100 feet from a closed area. No deer carcass may be deposited on County Property or within a park trash receptacle.
- ❑ Tracking Deer and Turkey:
 - Do not enter any private property without the permission of the owner.
 - If tracking after dark, the Dane County Sheriff's Department must be notified at (608) 255-2345.
- ❑ Target practice or shooting is prohibited unless within a designated archery range.
- ❑ Removal of trees or native vegetation is prohibited. You may lightly prune for shooting lanes and to access trees.
- ❑ **Portable tree stands and/or ground blinds are allowed but must be removed at the end of the day and be identified with a visible label containing the hunters contact information. Any structure left overnight is a violation and may be removed by park staff as abandoned property.**

Any violation of County Park rules and/or any past or present violation of WI DNR hunting rules may be subject to the forfeiture of current and future Dane County Permits along with possible county ordinance citation.

Non-hunting park patrons have the right to utilize the entire park on and off trails. Hunters must use care and be safety-conscious at all times. County parklands are open for dog walking. Dog owners are required to have their dogs under control and leashed unless they are within a designated off-leash Dog Park. You may, however, encounter dogs off-leash. If you encounter rule violations or become aware of an issue, please contact the Dane County Parks Office at (608) 224-3730 or dane-parks@danecounty.gov.